

Kuwait | August 19, 2021

On Thursday, Boursa Kuwait ended the week on a positive note, as all four major indices ended in the green. Premier Market Index advanced 0.23% to close at 7,291.52 points, All-Share Index ended 0.25% higher at 6,668.22 points, Main Market Index rose 0.31% to end at 5,434.77 points, and BK Main 50 Index increased 0.48% to settle at 5,728.84 points.

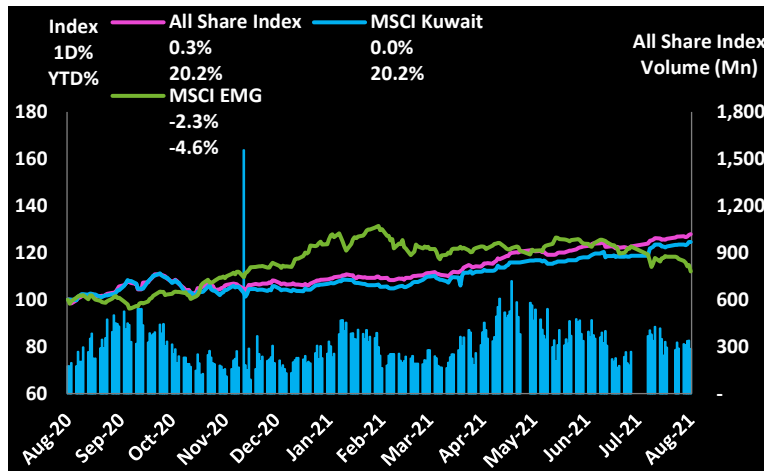
In the Premier Market Index, AUB continued to be the top percentage gainer with a gain of 1.86%, followed by GBK with an increase of 1.26%. On the other hand, ALAFCO continued to be the top percentage loser with a loss of 1.75%, followed by BURG with a decline of 0.88%. The total value traded in the Premier Market Index was KWD 43.4 mln, and the volume was 111.4 mln shares. In the Main Market Index, ALTIJARIA, which slipped 0.78%, witnessed the highest traded value of KWD 3.4 mln as well as the highest volume of 26.2 mln shares. NRE, which moved up by 0.47%, recorded the second-highest traded value of KWD 2.8 mln.

Economic / Company News

- [ALAFCO - Analysts Conference for 3Q21](#)
- [SHOOTING - Financial Results for 2Q21](#)
- [KCPC - Signs a tender contract with Kuwait Oil](#)
- [AUB - Denies discussions with regulatory authorities regarding the resumption of acquisition by KFH](#)
- [MENA - Announces full payment of the claim and the judicial fees related to the lawsuit](#)
- [Oil's losing streak hits six days, benchmarks touch May lows](#)

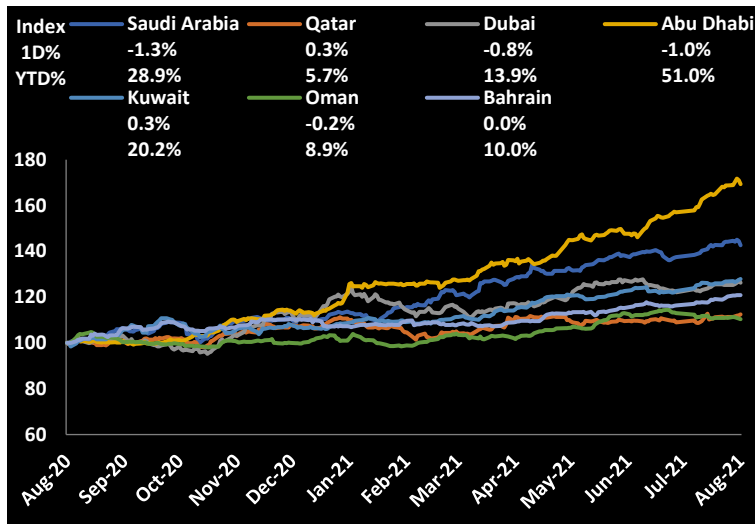
Source: Boursa Kuwait, Reuters

All Share Index (1-Year Performance)



Value Traded: 62.65 mln | Compared to 1Y Daily Avg: 15.4%

GCC Bourses



Source: Publicly available market data

Major Global Indices

Indices	Last Price	1D%	WTD%	MTD%	YTD%
DJ Industrial	34,894.12	-0.2	-1.7	-0.1	14.0
S&P 500	4,405.80	0.1	-1.4	0.2	17.3
Nikkei225	27,281.17	-1.1	-2.5	0.0	-0.6
Hang Seng	25,316.33	-2.1	-4.1	-2.5	-7.0
FTSE 100	7,058.86	-1.5	-2.2	0.4	9.3
CAC 40	6,605.89	-2.4	-4.2	-0.1	19.0
MSCI World	3,063.22	-0.5	-2.0	-0.2	13.9
MSCI Emg	1,232.41	-2.3	-3.8	-3.6	-4.6

Source: Publicly available market data

Major Commodities / Currencies

	Last Price	1D%	WTD%	MTD%	YTD%
Gold (\$/MT Ounce)	1,783.10	-0.1	0.3	-1.9	-6.0
Silver (\$/Troy Ounce)	23.28	-0.8	-2.1	-8.9	-12.1
Brent Crude Oil (\$/BBL)	66.45	-2.6	-5.9	-12.9	28.1
OPEC Oil (\$/BBL)	69.32	-0.1	-2.8	-6.9	36.5
EUR/USD	0.856	0.3	1.0	1.7	5.1
USD Index	93.56	0.4	1.1	1.5	4.0
JPY	109.77	0.0	0.2	0.1	6.3

Source: Publicly available market data

Market Calendar

Date	Day	Company Name	Event
22-Aug	Sunday	BPCC	BoD Meeting
25-Aug	Wednesday	ABAR	AGM
29-Aug	Sunday	ALMAL	AGM

Source: Boursa Kuwait

Daily Top Gainers

Stock (Fils)	Last Price	52 Week High	Low	1D%	YTD%	Value (KD'000)
FUTUREKID	74.2	122.0	63.7	7.5	-12.7	202.5
EQUIPMENT	35.4	42.6	24.0	7.0	18.0	0.01
QIC	80.0	96.0	62.5	6.7	6.7	4.2
KCIN	799.0	990.0	600.0	5.1	6.5	0.004
KBT	73.5	92.3	22.8	5.0	83.8	108.8

Daily Top Losers

Stock (Fils)	Last Price	52 Week High	Low	1D%	YTD%	Value (KD'000)
KUWAITRE	307.0	527.0	185.0	-9.4	46.9	1.6
FTI	41.6	57.9	29.0	-9.0	12.4	0.01
KSHC	34.4	39.6	24.6	-5.0	7.5	0.01
GINS	850.0	908.0	486.0	-4.4	5.3	0.4
SANAM	72.0	81.7	27.5	-4.0	105.7	52.4

Daily Volume Leaders

Stock (Fils)	Last Price	1D%	YTD%	Volume ('000)
AUB	274.0	1.9	20.7	35,288
ALTIJARIA	127.0	-0.8	10.4	26,167
MAZAYA	86.0	-0.6	50.9	21,040
GFH	70.7	0.7	47.3	18,891
GBK	241.0	1.3	10.0	17,852

Daily Value Leaders

Stock (Fils)	Last Price	1D%	YTD%	Value (KD'000)
KFH	805.0	0.8	18.9	11,610
AUB	274.0	1.9	20.7	9,595
NBK	896.0	-0.4	6.7	4,482
GBK	241.0	1.3	10.0	4,289
ALTIJARIA	127.0	-0.8	10.4	3,371

Source: Boursa Kuwait (for all tables and charts on page 2)

Stocks Trading Near 52 Weeks High

Stock (Fils)	Last Price	52 W High	% Below 52 W High	Value (KD'000)
AUB	274.0	274.0	0.0	9,595.0
JAZEERA	758.0	760.0	-0.3	392.9
KFH	805.0	808.0	-0.4	11,609.8
KAMCO	135.0	136.0	-0.7	222.5
NBK	896.0	907.0	-1.2	4,481.7

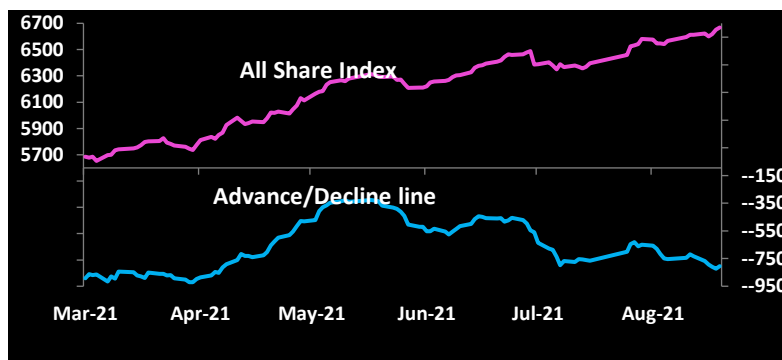
Stocks Trading Near 52 Weeks Low

Stock (Fils)	Last Price	52 W Low	% Above 52 W Low	Value (KD'000)
AZNOULA	224.0	220.0	1.8	322.9
STC	856.0	822.0	4.1	30.2
NAPESCO	800.0	764.0	4.7	2.4
KPROJ	154.0	147.0	4.8	151.2
CATTL	180.0	171.0	5.3	11.3

New High / Low

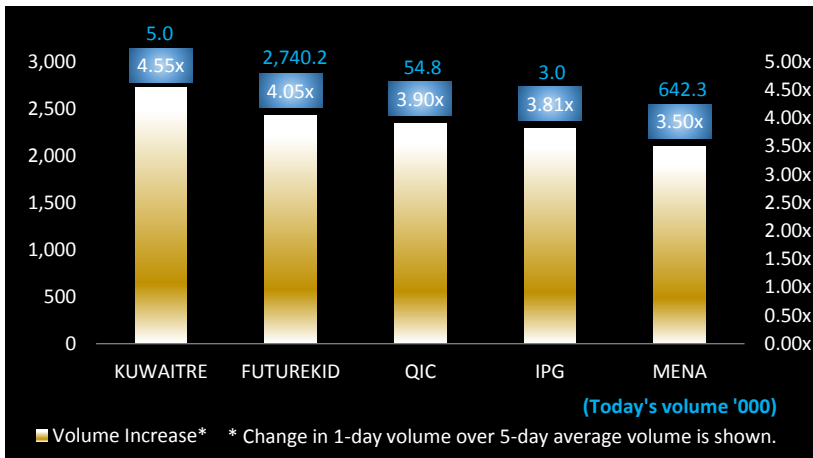
1D	1W
6	11
0	2

Market Breadth




Advancing Volume	169.4 Mln	Advancing Shares	57
Declining Volume	89.3 Mln	Declining Shares	54
Unchanged Volume	26.8 Mln	Unchanged Shares	27

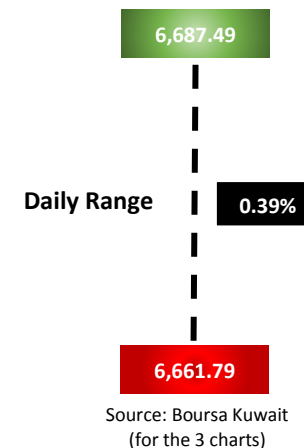
Volume Trending Stocks



Stocks with Highest Daily Price Range (Fils)



All Share Index



Sectoral Valuation Multiplies

Sector/Indices	Market Cap (KD Mln)	Weight (%)	P/E (TTM)*#	P/BV (TTM)*
All Share Index	39,109.73	100.00%	23.5x	1.7x
Premier Market	29,765.67	76.11%	26.4x	2.1x
Main Market	9,344.06	23.89%	14.9x	1.0x
BANKS	22,615.96	57.83%	31.7x	2.2x
FINANCIAL SERVICES	3,540.77	9.05%	9.3x	1.1x
REAL ESTATE	2,561.36	6.55%	34.4x	1.0x
INSURANCE	485.30	1.24%	9.4x	1.0x
INDUSTRIALS	4,105.24	10.50%	23.9x	1.3x
BASIC MATERIALS	959.93	2.45%	26.2x	1.4x
CONSUMER STAPLES	227.03	0.58%	16.7x	1.5x
TELECOMMUNICATIONS	3,349.13	8.56%	15.3x	1.8x
ENERGY	287.68	0.74%	17.3x	1.1x
TECHNOLOGY	10.50	0.03%	24.8x	0.9x
HEALTH CARE	164.36	0.42%	35.4x	2.6x
CONSUMER DISCRETIONARY	556.08	1.42%	20.4x	1.6x
UTILITIES	246.40	0.63%	20.0x	3.5x

Source : Boursa Kuwait and KIC Research *Based on data as on TTM 31.3.2021 # Market cap weighted, excluding companies with negative earnings

Sectoral Performance

Sectoral Indices	Last Price	1D%	WTD%	MTD%	YTD%	Advances / Declines Ratio	Volume Traded / 5-day Avg Vol
All Share Index	6,668.22	0.3	0.8	1.3	20.2	1.06	0.90
Premier Market	7,291.52	0.2	1.2	1.8	20.5	0.91	1.24
Main Market	5,434.77	0.3	-0.1	0.0	19.4	1.09	0.77
BANKS	1,530.62	0.3	1.6	2.0	21.2	1.67	1.50
FINANCIAL SERVICES	1,243.99	0.7	-0.3	2.2	33.8	1.83	0.66
REAL ESTATE	1,217.62	0.0	-0.7	0.7	27.8	0.63	0.90
INSURANCE	1,407.72	-2.9	-0.3	0.2	21.8	0.33	0.76
INDUSTRIALS	1,155.02	-0.4	-0.7	-0.4	29.6	0.73	0.48
BASIC MATERIALS	1,076.38	0.2	2.0	-0.1	19.8	2.00	1.49
CONSUMER STAPLES	745.09	-0.3	-0.4	-3.4	-9.0	0.00	0.99
TELECOMMUNICATIONS	1,092.28	0.6	0.8	0.2	-0.9	0.50	1.40
ENERGY	1,380.75	0.1	-1.0	-2.5	8.1	1.00	0.41
TECHNOLOGY	763.88	0.0	4.9	1.0	52.0	N/M	0.00
HEALTH CARE	807.12	0.0	0.0	0.8	-2.4	N/M	0.00
CONSUMER DISCRETIONARY	1,032.63	1.6	0.6	-0.3	38.4	3.00	0.88
UTILITIES	589.47	-0.4	-0.9	-1.3	-19.1	0.00	1.26

Source : Boursa Kuwait

Kuwait Investment Co. (K.S.C.P)

5th Floor, Souk Al-Manakh, Mubarak Al-Kabir Street, Sharq, Kuwait

P.O. Box 1005, Safat 13011, Kuwait

Tel: (+965) 1888852 (+965) 22967000

Email: research@kic.com.kw

Websites: www.kic.com.kw / www.kictrade.com



Disclaimer:

This document and material contained herewith have been produced, compiled, and issued by Kuwait Investment Company- KIC (K.S.C.P.). Kuwait Investment Company is a public shareholding company, incorporated and domiciled in the State of Kuwait, and is regulated by the Central Bank of Kuwait (CBK) and Capital Markets Authority (CMA) as an investment and finance company. The Company has obtained the information used in this document from sources it believes to be reliable, but the issuer does not guarantee, neither its accuracy nor completeness, nor provides an independent verification of the material contained therein. KIC may, from time to time to the extent permitted by law, participate or invest in other financing transactions with the issuers of the securities, perform services for or solicit business from such issuer and/or have a position or effect transactions in the securities or options thereof. KIC may, to extent permitted by the applicable Kuwaiti Law or other applicable laws and regulations, effect transactions in the securities before this material is published to recipients. The opinions and estimates expressed herein are those of the issuer and subject to change at any time without any prior notice. Accordingly, no representation or warranty, expressed or implied, is made as to and no reliance should be placed on the fairness, accuracy, completeness or correctness of the information and opinions contained in this document. KIC accepts no liability for any loss arising from the use of this document or its contents or otherwise arising in connection therewith. This document should not be relied upon or used in substitution for the exercise of sound judgment. KIC shall have no responsibility or liability whatsoever in respect of any inaccuracy in or omission from this or any other document prepared by KIC for, or sent by KIC to any entity, and any such entity shall be responsible for conducting its own scrutiny, investigation, and analysis of the information contained or referred to in this document and of evaluating the merits and risks involved in the securities forming the subject matter of this or other such document.

Opinions and estimates constitute KIC's judgment and are subject to change without prior notice. Past performance is not a reliable indicator of future results. This document does not constitute an offer or invitation to subscribe for or purchase any securities, and neither this document nor anything contained herein shall form the basis of any contract or commitment whatsoever. This document is not an offer to sell or a solicitation to buy any securities. It is being furnished to the reader solely for his/her information and may not be redistributed inside Kuwait or by any jurisdiction outside Kuwait where this action is restricted by law. Entities who receive this report should make themselves aware of and adhere to any such restrictions. By accepting receipt of this report, the reader agrees to be bound by the foregoing limitations.